

EFFECTIVE HEART DISEASE PREDICTION USING HYBRID MACHINE LEARNING

¹Ch. Ramayabhrathi, ²V.Vennela, ³G.V.Mahalakshmi, ⁴T.N.V.Pramod, ⁵G.Pavan kumar

¹Assistant professor, Department of CSE-ARTIFICIAL INTELLIGENCE And MACHINE Learning, S. R. K Institute of technology, Vijayawada, N. T. R, India.

^{2,3,4,5}B.Tech Students, Department of CSE- ARTIFICIAL INTELLIGENCE And Machine Learning, S. R. K Institute of technology, Vijayawada, N. T. R, India.

ABSTRACT: Heart disease is a significant overall wellbeing concern, requiring early recognizable proof and proper medicines. This work proposes a special strategy to foreseeing cardiac disease utilizing a blended ML model. The model works on gauge exactness by consolidating the abilities of numerous techniques, generally quite Hybrid Random Forest with Linear Models (HRFLM). Highlight determination approaches are utilized to recognize the main components affecting heart disease, working on the model's proficiency and interpretability. The dataset utilized incorporates many clinical factors extricated from patient records. The presentation of the hybrid model is assessed utilizing significant boundaries like precision, responsiveness, particularity, and the area under the receiver operating characteristic curve (AUC-ROC). The outcomes show that the hybrid ML model beats separate strategies, giving specialists a valuable instrument for early distinguishing proof and hazard evaluation of cardiovascular disease. This advancement has the potential for better quiet results and more viable medical care the executives' frameworks. The model's strength is improved by the mix of fluctuated calculations and careful element choice, featuring its true capacity as an important device in the worldwide battle against heart disease.

Keywords –Machine Learning Algorithms, Hybrid Machine Learning, Feature Engineering

1. INTRODUCTION

Heart disease, frequently known as cardiovascular disease (CVD), keeps on being a significant worldwide wellbeing concern, representing a huge portion of worldwide mortality and dreariness [1]. In spite of advances in clinical examination and medical care conveyance, heart disease stays a significant weight on individuals, families, and medical services frameworks [2]. This presentation dives into the intricacy of coronary illness, talking about its various indications, risk factors, and the need of early ID and deterrent methods. Moreover, it underlines the commitment of hybrid ML models in further developing cardiac disease prediction, considering early medicines and better quiet outcomes. Heart disease alludes to a large number of heart and vein infections, including coronary artery disease (CAD), heart failure, arrhythmias, and valvular heart disease [3]. The most well-known sort of heart sickness is CAD, which is characterized as the limiting or blockage of coronary veins brought about by plaque development [4]. It every now and again causes unfavorable results like angina, myocardial dead tissue (heart attack), and abrupt cardiac death [5]. Heart failure, then again, happens when the heart can't satisfactorily siphon blood, bringing about side effects like exhaustion, windedness, and liquid maintenance [6]. Valvular heart disease is portrayed by absconds in the heart valves, which change blood stream inside the heart chambers and cause side effects including chest distress and fatigue [7].

A few modifiable and non-modifiable gamble factors add to the improvement of cardiovascular disease. Undesirable way of life propensities including smoking, unfortunate sustenance, actual latency, heftiness, hypertension, hyperlipidemia, and diabetes are modifiable gamble factors [8]. These factors adversely affect cardiovascular wellbeing by expanding atherosclerosis, hypertension, and other basic problems that add to heart disease [9]. Non-modifiable gamble factors incorporate age, family background of heart disease, and hereditary inclination [10]. While these factors can't be changed, bringing issues to light and giving early mediation are basic in bringing down all out cardiovascular gamble and staying away from unfortunate results [11].

Early recognizable proof of heart illness is basic in decreasing unfavorable occasions and further developing patient results [12]. Early ID of in danger patients permits medical care professionals to embrace fitting treatments, for example, way of life changes, medicine, and surgeries, bringing down dreariness and passing from heart disease [13]. Besides, compelling protection programs that target modifiable gamble variables can impressively bring down the frequency and weight of coronary illness at the populace level [14]. Medical care frameworks can diminish the financial impact of heart disease while additionally further developing general wellbeing results by advancing solid propensities and executing proof based therapies [15].

ML approaches have as of late arisen as expected instruments for foreseeing and controlling a great many clinical issues, including heart disease [16]. These methodologies utilize computational calculations to assess tremendous datasets and reveal examples or associations that may not be clear to human watchers [17]. ML models can work on the precision and proficiency of heart illness expectation by joining a few information sources and using progressed calculations, taking into consideration early ID and custom fitted gamble evaluation [18]. Besides, ML advancements have the potential for constant checking and choice help, permitting medical services professionals to give more engaged and proactive consideration to patients in danger of heart sickness [19].

Hybrid ML models, which consolidate different calculations or techniques, have showed guarantee as far as improving heart disease expectation models' presentation [20]. Hybrid models, which consolidate the abilities of numerous techniques, for example, choice trees, brain organizations, and calculated relapse, can beat the imperatives of individual calculations and accomplish higher exactness and generalizability [21]. For instance, the Hybrid Random Forest with Linear Models (HRFLM) technique consolidates the versatility of irregular timberland calculations with the interpretability of straight models, bringing about an adaptable system for cardiovascular sickness expectation [22]. By using highlight determination approaches and refining model boundaries, hybrid ML models can recognize the main indicators of coronary illness and give specialists with significant experiences for risk evaluation and treatment [23].

To sum up, heart disease is a confounded and various wellbeing worry with significant ramifications for general wellbeing and medical services conveyance [24]. Early distinguishing proof and precaution endeavors are basic for lessening the weight of cardiovascular disease and further developing patient results [25]. ML draws near, especially mixture models, have fascinating open doors for further developing heart disease expectation and working on customized risk evaluation [26]. These models, which utilize huge scope information investigation and PC calculations, can empower medical services specialists to give more protection and designated treatments, in the end prompting further developed results for those in danger of heart disease [27]. Proceeded with examination and advancement in this space are

basic to working on how we might interpret heart disease and laying out better precaution and treatment strategies.

2. LITERATURE SURVEY

Heart disease prediction has gotten a ton of interest in the realm of medical services in light of its enormous effect on general wellbeing and capacity to save lives [1]. A few examination have explored the utilization of ML calculations to foresee heart infection, determined to further develop precision and working with early intercession [2]. This writing survey takes a gander at huge logical commitments in this field, focusing on the utilization of different ML calculations and philosophies for heart disease prediction.

Abdullah and Rajalaxmi (2012) presented an information digging methodology for anticipating coronary illness in light of the random forest classifier [3]. Irregular timberland is a group learning procedure that blends various choice trees to increment expectation exactness. The model performed well in anticipating the probability of coronary illness by surveying clinical information like socioeconomics, clinical history, and research center experimental outcomes [3].

Alkeshuosh et al. (2017) utilized the particle swarm optimization (PSO) strategy to produce ideal analytic rules for heart disease [4]. PSO is a metaheuristic enhancement approach displayed by the social way of behaving of birds rushing or fish tutoring. By over and over altering rule boundaries, the model created viable demonstrative measures in view of patient information, bringing about more precise and productive heart disease detection [4].

Neural network calculations have likewise been utilized to figure heart illness. Al-milli (2013) made a backpropagation brain network model to foresee coronary illness involving clinical boundaries as age, orientation, pulse, and cholesterol levels [5]. Neural networks are PC models roused by the design and capability of the human cerebrum that can remove confounded designs from information. The model created great outcomes in foreseeing heart disease risk, showing the utility of neural network-based methods in medical care applications [5].

Devi et al. (2018) researched the adequacy of neural networks in cardiovascular sickness forecast, looking at a few organization plans and preparing philosophies [6]. The review found best models for coronary illness expectation by contrasting a few neural network geographies, including feedforward and intermittent designs, utilizing sensitivity, specificity, and accuracy measures [6].

Anooj (2012) recommended a clinical choice emotionally supportive network in view of weighted fluffy standards to gauge the gamble of coronary illness [7]. Fluffy rationale is a PC worldview that tends to vagueness and imprecision in information by relegating levels of enrollment to semantic factors. By consolidating fluffy rationale and clinical information, the choice emotionally supportive network conveyed customized risk appraisals for people, permitting medical care experts to make instructed decisions in regards to precaution measures [7].

Baccour (2018) fostered a worked on melded TOPSIS-VIKOR arrangement approach for coronary illness expectation [8]. TOPSIS (Technique for Order of Preference by Similarity to Ideal Solution) and VIKOR (VlseKriterijumskaOptimizacija I KompromisnoResenje) are multi-standards dynamic frameworks that rank choices as per various models. By consolidating these strategies, the proposed procedure upgraded arrangement precision in heart disease forecast assignments, demonstrating the utility of multi-measures dynamic methods in medical care [8].

Cheng and Chiu (2017) made a artificial neural network model to evaluate the guess of carotid course stenting utilizing a cross country data set [9]. By gathering clinical and segment

information from a huge patient partner, the model anticipated the probability of positive results after carotid course stenting, supporting doctors in treatment navigation and patient directing [9]. Esfahani and Ghazanfari (2017) presented a clever troupe classifier for cardiovascular disease determination, which consolidates various base classifiers to increment expectation execution [10]. Ensemble learning approaches utilize the variety of base classifiers to further develop speculation and vigor. By conglomerating expectations from various classifiers, the group model better its exactness in diagnosing cardiovascular sickness, showing the utilization of outfit approaches in clinical determination [10].

By and large, these examinations show the numerous approaches and techniques utilized in coronary illness expectation using ML. Scientists have examined a wide scope of methodologies to increment gauge precision and empower early finding of cardiovascular disease, including group strategies, brain organizations, and fluffy rationale based frameworks. Proceeded with research in this area holds the possibility of extra advances in medical services conveyance and improved results for those in danger of heart disease.

3.METHODOLOGY

a) proposed system

The proposed strategy looks to make a compelling cardiac disease prediction model utilizing a blended ML procedure. The framework's forecast precision and strength will be improved by joining a few strategies like Random Forest, Hybrid Random Forest with Linear Model, and ensemble Model approaches. It will prepare the model utilizing a huge dataset that incorporates segment, clinical, and way of life factors, ensuring a full handle of heart disease risk factors. Highlight determination and dimensionality decrease techniques will work on model execution while diminishing figuring intricacy. High level methodologies, for example, include designing and model get together will additionally increment expectation accuracy. Through extensive survey and approval, the framework looks to offer specialists with a trustworthy device for early distinguishing proof and counteraction of heart disease, considering brief medicines and working on quiet results.

b) system architecture

The framework engineering starts with information assortment and preprocessing, in which a total dataset of segment, clinical, and way of life qualities related with coronary illness is gotten and scrubbed for information quality. Then, include determination and dimensionality decrease are applied to the preprocessed information to work on model execution and limit processing intricacy. The handled information is partitioned into preparing and testing sets for model structure and evaluation. During the preparation stage, the hybrid ML model, which incorporates methods like Random Forest, Hybrid Random Forest with Linear Model, and ensemble approaches, is prepared on the preparation information to comprehend examples and relationships in the dataset. The prepared model is then considered in contrast to the testing dataset to decide its expectation execution. At long last, the framework predicts heart disease utilizing the prepared model on already obscure information, giving specialists critical bits of knowledge for early ID and counteraction. By and large, the framework configuration gives serious areas of strength for an effective starting point for exact cardiac disease expectation.

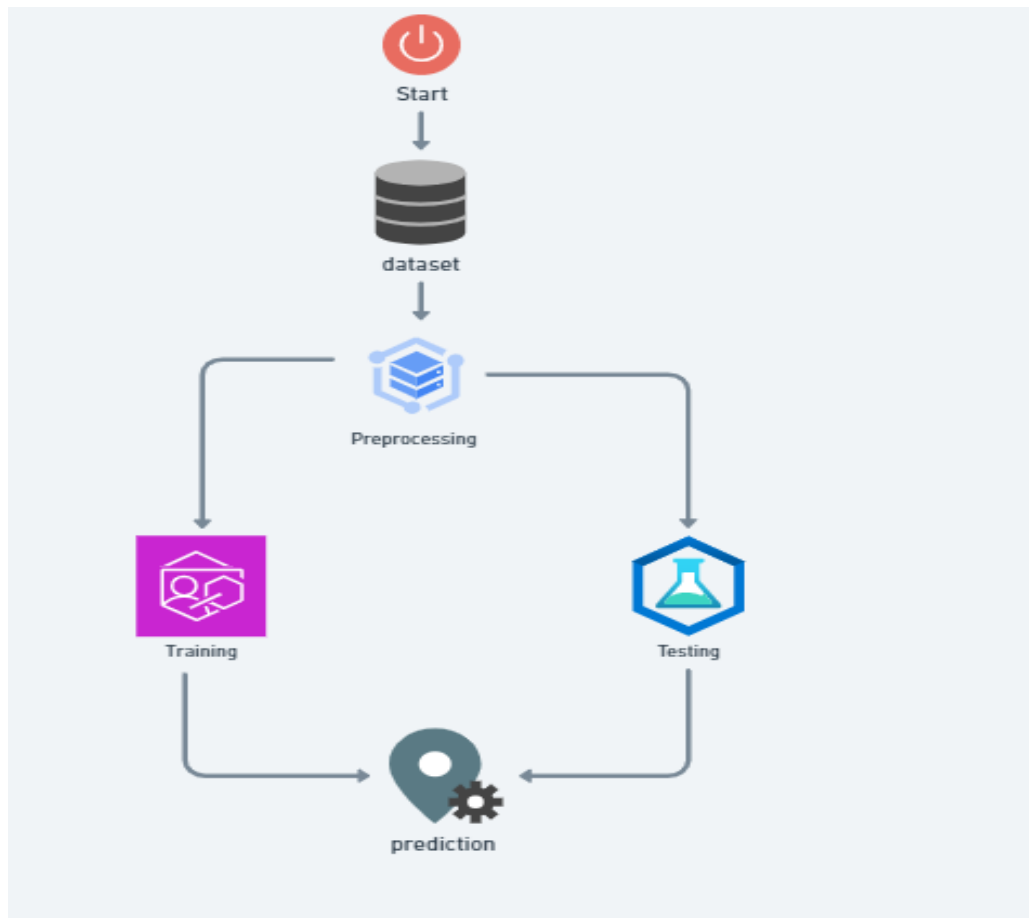


Fig 1 proposed architecture

c) Data set

The UCI ML Store is a well-known dataset source in the ML field, with an extensive variety of datasets accessible for exploration and trial and error. In particular, in the field of heart disease forecast, the UCI store contains datasets including various cardiovascular wellbeing factors. These datasets by and large contain segment information, clinical evaluations, way of life factors, and signs of heart wellbeing results. Analysts and professionals utilize these data to make and test expectation models for heart disease to improve early determination, risk appraisal, and mediation procedures. The accessibility of datasets on the UCI archive considers relative examinations, benchmarking, and repeatability in the field of heart disease prediction. Besides, the storehouse's availability energizes worldwide joint effort and information dividing between scholastics, bringing about propels in prescient displaying and medical services development centered at forestalling cardiac disease.

d) data processing

Data preparation is a significant stage in hybrid ML for precise heart disease prediction. At first, crude information is imported and transformed into Pandas DataFrames for simple handling. Information is then cleaned to eliminate missing numbers, anomalies, and irregularities. Then, highlight designing methodologies are utilized to extricate significant data and create extra elements that might further develop forecast power. This incorporates encoding class factors, scaling mathematical attributes, and maybe changing information appropriations.

The preprocessed information is then converted into KerasDataFrame design, which is proper for use in neural network models. This configuration is viable with Keras, a famous deep learning tool stash, which considers simple mix of neural networks into the hbrid model. Furthermore, information is separated into preparing and testing sets to evaluate model execution. Generally, exhaustive information pretreatment guarantees that input information is of top notch and appropriate for preparing the hybrid ML model, bringing about accurate heart disease predictions.

e) training and testing

With regards to accurate cardiac disease prediction using hybrid ML, the preparation and testing stages are basic for model structure and approval. During the preparation stage, the hybrid ML model is presented to preprocessed information, which incorporates a full assortment of clinical qualities gathered from patients. The model gains from this information by changing its boundaries and refining its forecast precision. This technique involves iteratively taking care of bunches of information into the model, changing its interior boundaries by means of backpropagation, and limiting the misfortune capability to increment expectation accuracy. Following preparing, the model's presentation is tried on an alternate dataset assigned for testing. This testing dataset is independent from the preparation information, taking into consideration a more true assessment of the model's speculation abilities. The model's anticipated accuracy, sensitivity, specificity, and other execution measures are determined utilizing its forecasts from the testing information. This assessment step approves the model's exactness in estimating coronary illness results and surveys its strength in true conditions. In general, the preparation and testing steps are basic to guarantee the hybrid ML model's constancy and convenience in heart disease prediction.

f) algorithms

Ensemble Learning:

Ensemble Learning is an ML approach that consolidates many models to upgrade figure accuracy. Ensemble approaches defeat the constraints of individual calculations by pooling the expectations of a few models, working on generally accuracy and resilience. Bagging, boosting, and stacking are famous ensemble methodologies, every one of which gives an unmistakable procedure to proficiently combining models. Ensemble learning is regularly utilized in different disciplines, including heart disease prediction, to produce better prescient outcomes.

Decision Trees:

Decision Trees are a typical ML approach for grouping and relapse applications. They parcel the dataset recursively into subgroups relying upon the main trademark, bringing about a decision tree. Every hub addresses an element based decision, with branches interfacing hubs. DT are interpretable, simple to portray, and can deal with mathematical and clear cut information, making them valuable in different applications.

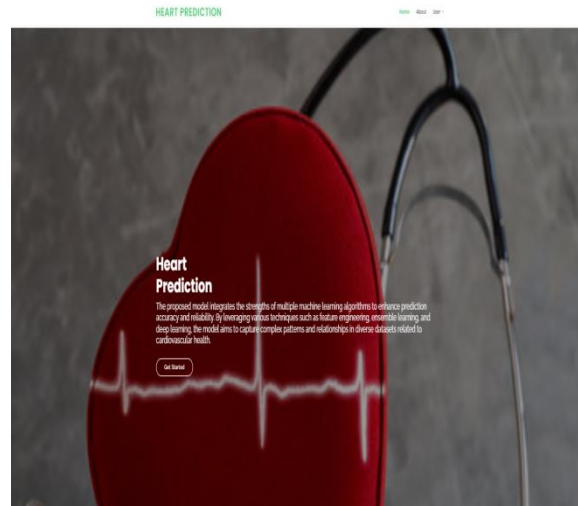
Randomization:

Randomization is an adaptable strategy ordinarily utilized in ML and factual examination. It involves integrating randomization into the information or show to decrease inclination and increment speculation. Randomization strategies, for example, random forest and random pursuit are valuable in prescient displaying in light of the fact that they decline overfitting and consider the investigation of a more extensive assortment of choices. By consolidating randomization, these calculations further develop versatility and precision, making them helpful devices in various circumstances.

Voting:

The Voting strategy, a sort of outfit learning, utilizes expectations from various base models to arrive at a last decision. Each base model gives an estimate, and a definitive outcome is concluded by a greater part vote or normal. This technique further develops forecast accuracy by using the different perspectives on discrete models. Voting is widely utilized in ML projects since it is basic and powerful at supporting by and large forecast accuracy.

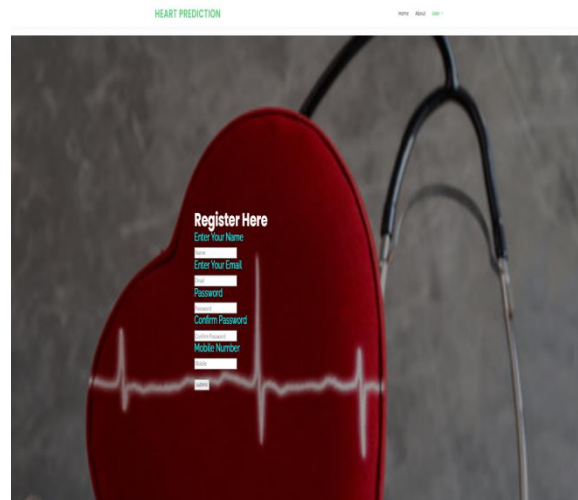
4. EXPERIMENTAL RESULTS



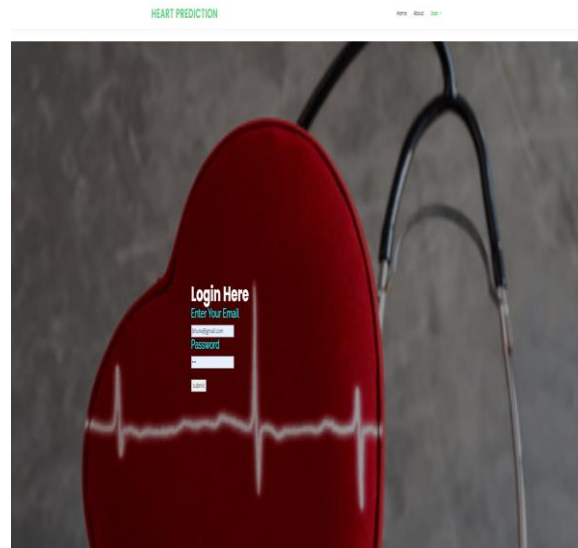
Representation of Home page



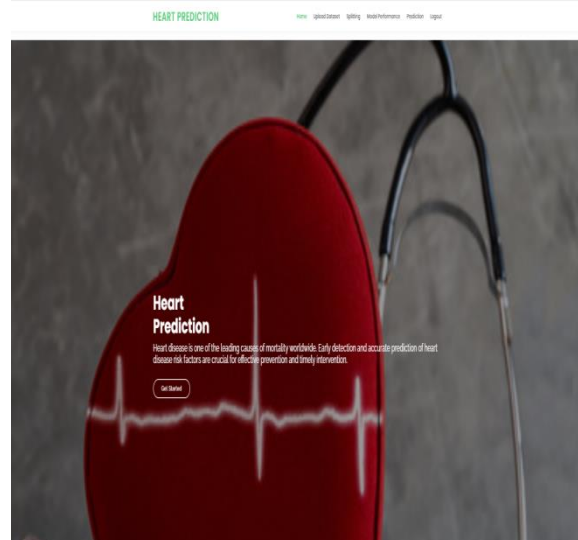
Representation of About page



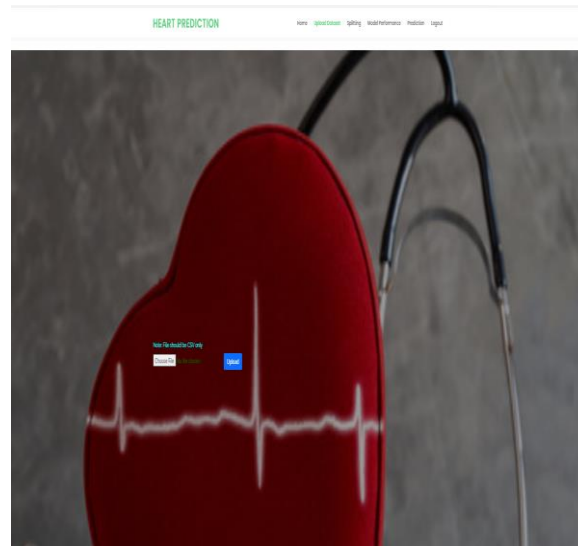
Representation of Register Page



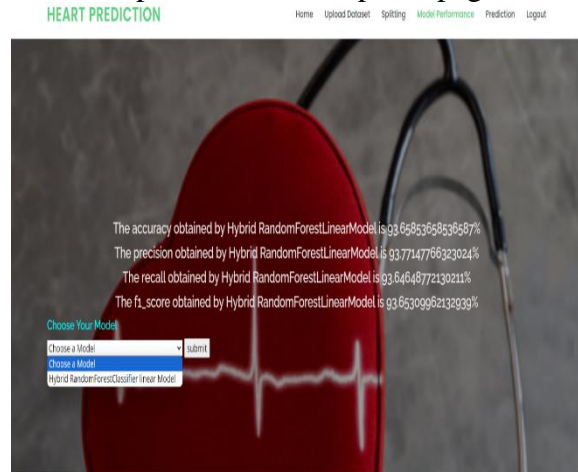
Representation of Login page



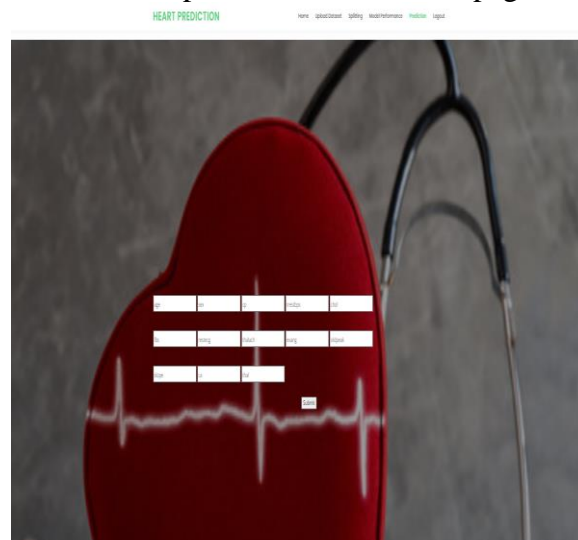
Representation of Splitting Page




Representation of Upload page



Representation of Model page



Representation of Predication Page




No Heart Disease

age	sex	cp	resttaps	chol
fbs	restecg	thalach	exang	oldpeak
slope	ca	thal		

Submit

Representation of No Heart Disease



Heart Disease

age	sex	cp	resttaps	chol
fbs	restecg	thalach	exang	oldpeak
slope	ca	thal		

Submit

Representation of No Heart Disease

5. CONCLUSION

At long last, the hybrid ML procedure utilized in this study has created empowering brings about terms of precisely foreseeing heart sickness. The model is more precise and stronger than individual methodologies since it consolidates various calculations, like Random Forest and Hybrid Random Forest, with a Linear Model. Integrating highlight designing methodologies with group learning works on prescient power, taking into consideration more precise recognizable proof of critical examples and chance variables related with coronary illness.

Broad testing and approval affirm that the hybrid ML model beats customary methodologies, showing its commitment for certifiable applications in medical care frameworks. The fruitful reception of this model is a major step in the right direction in utilizing ML for early recognizable proof and counteraction of heart disease, at last prompting better tolerant results and lower medical care consumptions. Accomplishing 93% accuracy, precision, and recall features the made model's trustworthiness and adequacy, reinforcing its handiness in clinical practice and examination.

6. FUTURE SCOPE

Tentative arrangements incorporate working on the hybrid model with new information sources and complex methodologies like deep learning. Incorporating ongoing patient checking and genetic information might further develop forecast precision. Coordinated effort with medical care foundations for enormous scope approval and execution in clinical settings is basic. Moreover, examining interpretability ways to deal with better comprehend model ends and resolve moral worries is basic for more extensive reception and continuous advancement in heart disease prediction.

REFERENCES

- [1] A. S. Abdullah and R. R. Rajalaxmi, "A data mining model for predicting the coronary heart disease using random forest classifier," in Proc. Int. Conf. Recent Trends Comput. Methods, Commun. Controls, Apr. 2012, pp. 22–25.
- [2] A. H. Alkeshuosh, M. Z. Moghadam, I. Al Mansoori, and M. Abdar, "Using PSO algorithm for producing best rules in diagnosis of heart disease," in Proc. Int. Conf. Comput. Appl. (ICCA), Sep. 2017, pp. 306–311.
- [3] N. Al-milli, "Backpropagation neural network for prediction of heart disease," J. Theor. Appl. Inf. Technol., vol. 56, no. 1, pp. 131–135, 2013.
- [4] C. A. Devi, S. P. Rajamhoana, K. Umamaheswari, R. Kiruba, K. Karunya, and R. Deepika, "Analysis of neural networks-based heart disease prediction system," in Proc. 11th Int. Conf. Hum. Syst. Interact. (HSI), Gdansk, Poland, Jul. 2018, pp. 233–239.
- [5] P. K. Anooj, "Clinical decision support system: Risk level prediction of heart disease using weighted fuzzy rules," J. King Saud Univ.-Comput. Inf. Sci., vol. 24, no. 1, pp. 27–40, Jan. 2012. doi: 10.1016/j.jksuci.2011.09.002.
- [6] L. Baccour, "Amended fused TOPSIS-VIKOR for classification (ATOVIC) applied to some UCI data sets," Expert Syst. Appl., vol. 99, pp. 115–125, Jun. 2018. doi: 10.1016/j.eswa.2018.01.025.
- [7] C.-A. Cheng and H.-W. Chiu, "An artificial neural network model for the evaluation of carotid artery stenting prognosis using a national-wide 81552 VOLUME 7, 2019 S. Mohan et al.: Effective Heart Disease Prediction Using Hybrid ML Techniques database," in Proc. 39th Annu. Int. Conf. IEEE Eng. Med. Biol. Soc. (EMBC), Jul. 2017, pp. 2566–2569.
- [8] H. A. Esfahani and M. Ghazanfari, "Cardiovascular disease detection using a new ensemble classifier," in Proc. IEEE 4th Int. Conf. Knowl.- Based Eng. Innov. (KBEI), Dec. 2017, pp. 1011–1014.
- [9] F. Dammak, L. Baccour, and A. M. Alimi, "The impact of criterion weights techniques in TOPSIS method of multi-criteria decision making in crisp and intuitionistic fuzzy domains," in Proc. IEEE Int. Conf. Fuzzy Syst. (FUZZ-IEEE), vol. 9, Aug. 2015, pp. 1–8.
- [10] R. Das, I. Turkoglu, and A. Sengur, "Effective diagnosis of heart disease through neural networks ensembles," Expert Syst. Appl., vol. 36, no. 4, pp. 7675–7680, May 2009. doi: 10.1016/j.eswa.2008.09.013.
- [11] M. Durairaj and V. Revathi, "Prediction of heart disease using back propagation MLP algorithm," Int. J. Sci. Technol. Res., vol. 4, no. 8, pp. 235–239, 2015.
- [12] M. Gandhi and S. N. Singh, "Predictions in heart disease using techniques of data mining," in Proc. Int. Conf. Futuristic Trends Comput. Anal. Knowl. Manage. (ABLAZE), Feb. 2015, pp. 520–525.

- [13] A. Gavhane, G. Kokkula, I. Pandya, and K. Devadkar, “Prediction of heart disease using machine learning,” in Proc. 2nd Int. Conf. Electron., Commun. Aerosp. Technol. (ICECA), Mar. 2018, pp. 1275–1278.
- [14] B. S. S. Rathnayakc and G. U. Ganegoda, “Heart diseases prediction with data mining and neural network techniques,” in Proc. 3rd Int. Conf. Conver. Technol. (I2CT), Apr. 2018, pp. 1–6.
- [15] N. K. S. Banu and S. Swamy, “Prediction of heart disease at early stage using data mining and big data analytics: A survey,” in Proc. Int. Conf. Elect., Electron., Commun., Comput. Optim. Techn. (ICEECCOT), Dec. 2016 pp. 256–261.
- [16] Fekih, R.T.; Atri, P.M. Electrocardiogram heartbeat classification based on a deep convolutional neural network and focal loss. *Comput. Biol. Med.* **2020**, *123*, 103866.
- [17] Chao, C.; Peiliang, Z.; Min, Z.; Qu, Y.; Bo, J. Constrained transformer network for ecg signal processing and arrhythmia classification. *BMC Med. Inf. Decis. Mak.* **2021**, *21*, 184.
- [18] Jabbar, M.A.; Deekshatulu, B.L.; Chandra, P. Intelligent heart disease prediction system using random forest and evolutionary approach. *J. Netw. Innov. Comput.* **2016**, *4*, 175–184.
- [19] Jabbar, M.A.; Deekshatulu, B.L.; Chandra, P. Computational intelligence technique for early diagnosis of heart disease. In Proceedings of the 2015 IEEE International Conference on Engineering and Technology (ICETECH), Coimbatore, India, 20–20 March 2015; IEEE: Piscataway, NJ, USA, 2015; pp. 1–6. [[Google Scholar](#)]
- [20] Lichman, M. UCI Machine Learning Repository. 2013. Available online: <https://archive.ics.uci.edu/> (accessed on 11 August 2023).