

using semi-supervised learning and integrated similarity to predict drug-drug interactions

Mr.B.Sudheer Reddy, N.Kamala Vikasini, SK.Apsar, N.Savitha

^{1, 2,3,4} ASSIT.PROFESSOR

Department of CSE, SWARNA BHARATHI INSTITUTE OF SCIENCE & TECHNOLOGY (SBIT),
Pakabanda Street, Khammam - 507 002. Telangana, India.

ABSTRACT

An example of a drug-drug interaction would be the modulation of the pharmacological effects of one medication by another. Patients may die or the medications may be removed from the market due to the extreme reactions that occur as a consequence of negative DDIs. Contrarily, positive DDIs often adorn patients' treatment results. These days, DDI identification is crucial for drug research and contamination therapies. To that end, we provide DDI-IS-SL, a novel method for DDI prediction that combines semi-supervised learning with integrated similarity. In order to find out how similar two medical medications are in terms of their functionalities, DDI-IS-SL integrates data from the chemistry, biology, and phenotype of the medication using the cosine similarity approach. The utilisation of known DDIs is also used to determine drug similarity as evaluated by the Gaussian Interaction Profile kernel. The Regularised Least Squares classifier, a semi-supervised learning technique, is used to ascertain the ratings for the possible medication interactions. In five-fold and ten-fold drug validation, DDI-IS-SL shows better prediction capacity than other procedures. Furthermore, DDI-IS-SL outperforms its rivals in terms of common computation time. At the end of the day, case studies prove that DDI-IS-SL works in the real world.

Keywords: DDI-IS-SL, DDI, drug chemical, semi supervised learning.

I INTRODUCTION

It is common practice to give a person two or more drugs at once since each drug has its own unique pharmacological impact [1]. These groups, which are also known as drug-drug interactions (DDIs), may be

advantageous or detrimental to efficiency depending on the results seen by professionals [2]. More effective treatments and less human suffering can be provided by positive DDIs. Still, the majority of adverse response occurrences originate from undesired

DDIs [3]. Serious cases may lead to the drug market pulling medications and, in the worst case scenario, a client treated with many prescriptions dying. At the present day, multi-drug treatments are widely used to treat a variety of diseases or complicated situations, including cancer cells [4]. Reducing pain, increasing therapeutic efficacy, and raising overall survival rates are the initial goals of multi-medication therapy. In addition to the budgetary issue, the therapy's efficacy has been compromised due to the development of unwanted DDIs brought about by the increased usage of substances in the synergistic treatment. Pharmaceuticals including lipid-lowering drugs, macrolides, and oral anti fungal medicines are often used in combination therapies, and new investigations have shown that these drugs are very likely to interact with one other [5]. There have been pharmacologic, pharmacokinetic (PK), and pharmacodynamic studies conducted on DDIs. In most cases, pharmacologic DDIs arise as a consequence of chemical conflicts between many medications. A diamagnetic interaction (PK) is the impact of one medication on the absorption, distribution, or metabolism of another drug in the patient's body; this interaction is often associated with

adverse reactions [6]. PD interactions may occur when two or more drugs have an effect on the same receptor, location, or physiological system; these effects can be additive or additive harmful to patients. Prior investigations have actually assumed DDIs using a large number of PK and PD communications [7]. Patients need physicians with extensive knowledge of people, antimicrobial medications, and microscopic microbes in order to make informed treatment decisions. The availability of additional diagnostic tools, pharmaceuticals, and medical professionals is always expanding thanks to the daily publication of new research [8]. This makes it more challenging than ever before for professionals to prescribe a course of therapy or medication to a patient based on their symptoms and health history. Reviews on products have become an integral part of the buying process for almost all products due to the meteoric rise of the internet and e-commerce. Worldwide, consumers have become used to researching products online and reading reviews before making a purchase [9]. The placement of healthcare or healing medications has seldom been discussed in previous study, which mostly focused on the shopping sector and its assumptions and

proposals. People are increasingly seeking online diagnoses as a result of growing health concerns. For example, a Seat An American Proving ground research from 2013 found that 35% of consumers looked for ways to improve their health and well being online, and that 60% of individuals looked for information on health-related topics on the internet. a medicine that kills bacteria Having a recommended system in place is crucial for both professionals and people when it comes to building knowledge about medications for particular health concerns [10].

II SURVEY OF RESEARCH

In recent times, several computer methods have been created to predict future DDIs, all based on AI ideas. Drug adverse event profiles are the mainstays of the signal finding method that Tatonetti et al. used to assume DDIs [1]. An INDI (INferring Drug Interactions) structure was developed to anticipate DDIs. This structure took into account medication chemical similarities, negative effects similarities, protein interaction similarities, and target sequence similarities. It employed two categories of medication communications: potential CYP (Cytochrome P450)-related DDIs and

non-CYP-related DDIs, or NCRDs. [2] in

Cricotinib was used in a PBPK (physiologically based pharmacokinetic) methodology to predict DDIs when combined with ketoconazole or rifampin. Special DDIs were also found by using text-mining and reasoning algorithms based on drug metabolic process features [3]. Vilar et al. estimated DDIs by comparing medications based on their molecular fingerprint and molecular framework similarities.

Vilar et al. strengthened a technique suitable for extensive data in order to deduce distinct DDIs using 2D and 3D molecular structures, communication patterns, target and side-effect similarities, and so on. Cheng et al. [4] presented a computer method for DDI prediction based on medical phenotypic, restorative, chemical, and genetic characteristics as well as an AI model. Li et al. developed a computational approach to determine the mix efficiency of drugs using a Bayesian network design [5] based on the medicine's molecular and phenotypic similarities. A computer technique for DDI forecasting was proposed by Liu et al. [6] using a random woodland model. This method incorporates chemical interactions, protein communications

across medication targets, and target enrichment of KEGG pathways. In order to extract the relevant aspects of drugs, our approach used a feature choice methodology.

By using the chemical-protein interactive, which provided a web server (referred to as DDICPI), Luo et al. developed a computational method for DDI anticipation. [7] By combining networks of several pharmaceutical similarities and known DDs, Sridhar et al. were able to use a PSL (Probabilistic Soft Logic) technique based on structural probabilistic soft logic to predict unique DDIs. Takako et al. used a logistic regression variant to predict potential DDIs using 2D pharmaceutical architecture similarities [8]. Combining ratings based on targets and enzymes improves its prediction performance even more.

Ferdousi et al. presented a computational method for DDI forecasting based on inner product based similarity measures (IPSMs). This approach also made use of the similarity between medicines and the key biological components that make them up, such as drug targets, enzymes, transporters, and carriers. Additionally, NLLSS (Network-based Laplacian regularised Least Square Synergistic medication mix forecast) was proposed

to anticipate hidden collaborating medication combinations, on the premise that collaborating effects with drugs are usually comparable and vice versa; however, it is unable to predict DDIs for novel drugs. [9]

III EXISTING SYSTEM

A plethora of device mastering-primarily based computational tactics for DDI prediction have emerged in recent years. Tavonatti et al.'s signal discovery method derives DDIs from drug unfavourable occasion profiles, that are the maximum critical pharmaceutical residences. By integrating shared capabilities in terms of chemical composition, detrimental outcomes, protein-protein interactions, and target sequences, a powerful medicinal drug may be advanced. For the reason of DDI prediction, the INDI (Inferring remedy Interactions) framework used two types of pharmaceutical interactions: people who may be related to CYP (Cytochrome P450) and people that are not.

IV PROPOSED SYSTEM

We develop a computer method (DDI-IS-SL) to forecast DDIs in this work by combining the pharmacological, organic, and

phenotype aspects of drugs. Medications' chemical structures, target communications, enzymes, transportation, pathways, indications, side effects, off-side affects, and understood DDIs are all part of the drug data set. We begin by building a high-dimensional binary vector using these medication data elements in order to use the cosine similarity approach to find the medicines' attribute similarity. We also calculate the bit similarity of medications' Gaussian Interaction Profiles (GIPs) [8] using recognised DDIs. Function and GIP similarity are the building blocks of medication similarity. After that, DDI prediction is done using an RLS classifier [9]. We also use the node-based medication network diffusion method to find the relational early ratings of new pharmaceuticals that do not communicate with any existing medications. Consequently, our method may predict possible DDIs for both well-known and novel drugs. We carefully evaluate our method's and competing techniques' forecast efficiency using 5-fold cross validation, 10-fold cross recognition, and indicate validation. One way to measure the effectiveness of computational methods is by looking at their area under the ROC curve, or AUC. When compared to

other completion methods, ours has a higher AUC. Particularly in 5-fold cross recognition, our technique outperforms the contemporary L1E with an AUC of 0.9691, outperforming it by a significant margin. In addition, our method outperforms L1E's best result (0.9599) in the 10-fold cross validation, with an AUC value of 0.9745. With an area under the curve (AUC) of 0.9292—higher than the best result of many other methods (WAE, weighted typical set approach, 0.9073)—our method also achieves the greatest prediction efficiency in de novo medicine identification. Furthermore, when compared to other competing ways, our method has a higher running effectiveness based on the comparison of the usual running time. Lastly, case study verification results show that DDI-IS-SL is a trustworthy computational method for predicting new DDIs, and they confirm our approach's prediction capabilities in real-world applications.

V WORKING METHODOLOGY

In order to achieve the goal of DDI forecasting, the system's many components work together. The first part is in charge of gathering and cleaning up the data. This involves scouring many sources, such drug databases and scientific literature, for information on

the medications, their chemical residential or commercial qualities, and their well-known communications. After that, the data is stabilised, cleaned, and converted into a format that is perfect for further analysis. The similarity module, which follows, compares drug sets according to their chemical qualities, including molecular structure, socioeconomic residential features, and pharmacological outcomes. The similarity scores are calculated by this component using a number of similarity actions, including the Tanimoto coefficient and the Euclidean distance. Next, the category designs are trained utilising the pre-processed data and similarity ratings using the supervised knowing component. For DDI forecasting, we have used five classification ML formulas: decision tree, logistic regression, k-nearest neighbour, random woodland, and assistance vector device. Previous research projects' results and the formulae' capacity to handle complex, high-dimensional data are the deciding factors in their selection. To evaluate the efficacy of the category designs, the system is examined using a number of measures, including recall, accuracy, precision, and F1-score. In order to ensure that the models are successful and can generalise, they are evaluated on

both the training and testing data. Healthcare providers may benefit from the proposed system's ability to shed light on potential DDIs and aid in informed drug prescription decisions. Electronic health records and medication databases may also benefit from the system's ability to provide real-time warnings and notifications about potential DDIs.

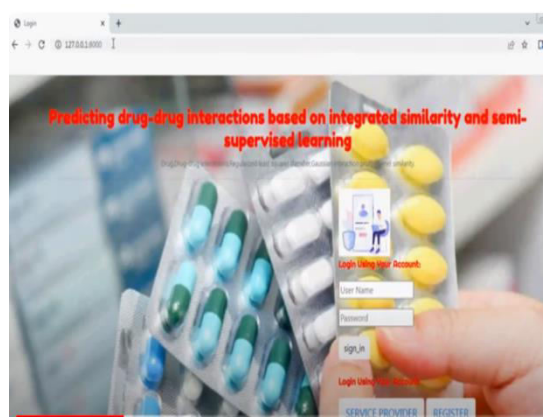


Fig.1. Home page.

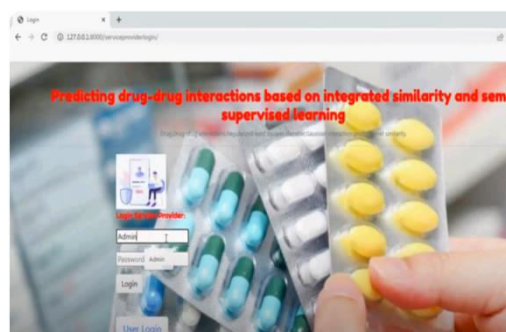


Fig.2. Admin page.

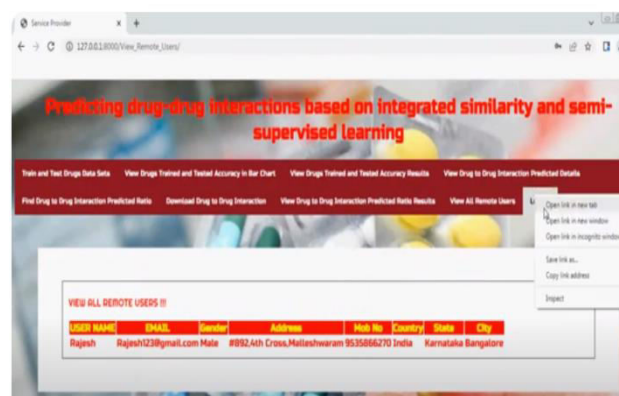


Fig.3. User details.

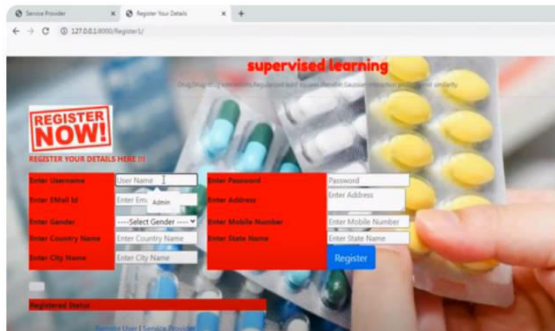


Fig.4. New user registration.

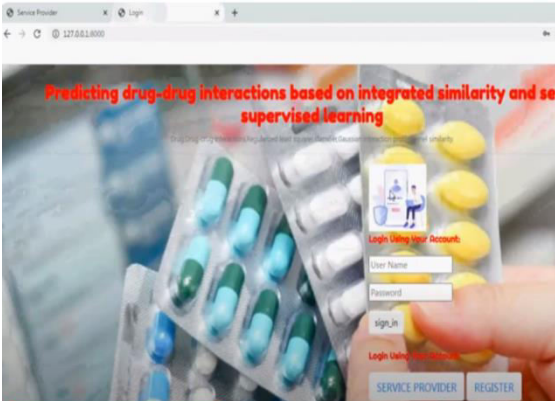


Fig.5. Sign in details.

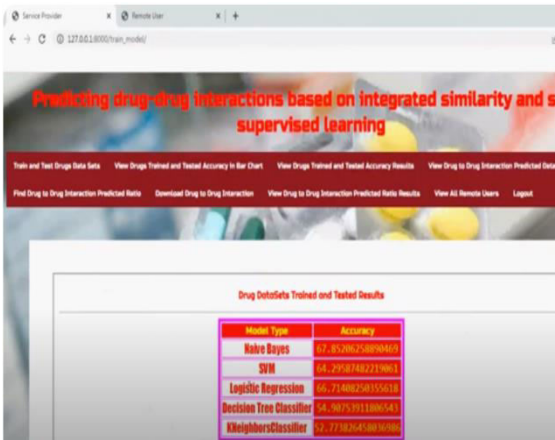


Fig.6. Output graphs.

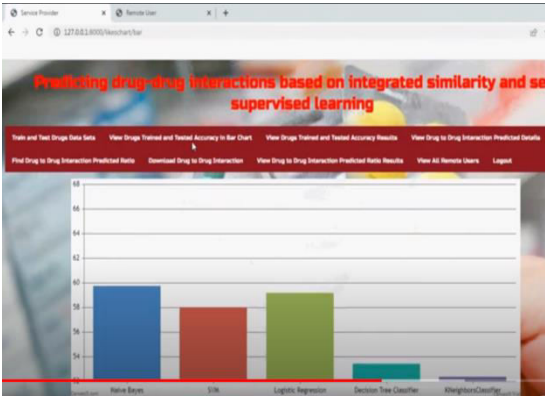


Fig.7. Output graphs.

DrugID	First drugName	Condition	Review	Second drugName	Condition	Prediction
150603	Gialis	Erectile Dysfunction	"I'm-60's like you-60's are 10 equal! (60-60's on 62 now) I have a very active sex life- 2x-3x/ day. Never had a problem getting erect, but recycle time was less than ideal. Gialis cut that significantly, I take 5mg in the morning."	Ethinyl estradiol / norethindrone	Menstrual Disorders	Very Good
100745	Meloxicam	Pain	"I have been using these off and on for years. Best relief after using as directed for about 48 hours, using a new patch every 12 hours. This medication is for inflammation so it takes a little while for swelling to subside enough for pain relief. I use along with oxycodone and muscle relaxers."	Contrave	Anxiety	Very Good

Fig.8. quality indication.

CONCLUSION

In order to increase the treatment's efficacy and lessen patients' suffering, multi-drug therapies have become more popular, especially for complicated diseases like cancer. However, side effects from multi-drug treatments have also been noted, which might lead to serious health issues or even death. Consequently, minimising the issue of medicine breakthroughs and contributing to improved therapy of diseases are both helped by discovering drug-drug communications. Particularly pressing is the need to create novel computational approaches to DDI determination. A novel computational method for inferring DDIs is proposed in this article (DDI- IS SL). Data on the chemical, organic, and phenotype properties of drugs are all part of DDI-IS-SL. Drugs' chemical bases are stored in the PubChem database, which uses 2D binary fingerprints (0 and 1) as its

basis. Medications' organic properties include their target communications, enzymes, transporters, and routes. Medications, their side effects, and the negative consequences of medication withdrawal are all part of the phenotype data of pharmaceuticals. A high-dimensional binary feature vector is built using this data for every single medication. Subsequently, we ascertain the cosine action's attribute similarity to pharmaceuticals. Furthermore, we determine the GIP similarity of medications using recognised DDIs. The meaning of the similarity between pharmaceutical attributes and medication GIP is used to get the final medicine similarity. A semi-supervised learning version (RLS) is then used to calculate the likelihood scores of medication pairings. When compared to competing methods, DDI-IS-SL achieves significantly greater prediction efficiency in the 5-fold cross recognition and 10-fold cross validation.

ACKNOWLEDGMENT:

We thank CMR Technical Campus for supporting this paper titled **“PREDICTING DRUG-DRUG INTERACTIONS BASED ON INTEGRATED SIMILARITY AND SEMI-SUPERVISED LEARNING”**, which provided good facilities and

support to accomplish our work. I sincerely thank our Chairman, Director, Deans, Head of the Department, Department Of Computer Science and Engineering, Guide and Teaching and Non- Teaching faculty members for giving valuable suggestions and guidance in every aspect of our work.

REFERENCES

1. D. Quinn and R. Day, “Drug interactions of clinical importance,” *Drug safety*, vol. 12, no. 6, pp. 393–452, 1995.
2. T. Prueksaritanont, X. Chu, C. Gibson, D. Cui, K. L. Yee, J. Ballard, T. Cabalu, and J. Hochman, “Drug–drug interaction studies: Regulatory guidance and an industry perspective,” *The AAPS journal*, vol. 15, no. 3, pp. 629–645, 2013.
3. H. Kusuvara, “How far should we go? perspective of drug- drug interaction studies in drug development,” *Drug metabolism and pharmacokinetics*, vol. 29, no. 3, pp. 227– 228, 2014.
4. N. R. Crowther, A. M. Holbrook, R. Kenwright, and M. Kenwright, “Drug interactions among commonly used medications. Chart simplifies data from critical literature review.” *Canadian Family Physician*, vol. 43, p. 1972, 1997.

5. R. Nahta, M.-C. Hung, and F. J. Esteva, "The her-2- targeting antibodies trastuzumab and pertuzumab synergistically inhibit the survival of breast cancer cells," *Cancer research*, vol. 64, no. 7, pp. 2343–2346, 2004.
6. T.-C. Chou, "Drug combination studies and their synergy quantification using the chou-talalay method," *Cancer research*, vol. 70, no. 2, pp. 440–446, 2010.
7. K. Venkata Krishnan, L. L. von Moltke, R. Obach, and D. J. Greenblatt, "Drug metabolism and drug interactions: application and clinical value of in vitro models," *Current drug metabolism*, vol. 4, no. 5, pp. 423–459, 2003.
8. P. J. Neuvonen, M. Niemi, and J. T. Backman, "Drug interactions with lipid-lowering drugs: mechanisms and clinical relevance," *Clinical Pharmacology & Therapeutics*, vol. 80, no. 6, pp. 565–581, 2006.
9. Y. Böttiger, K. Laine, M. L. Andersson, T. Korhonen, B. Molin, M.-L. Ovesjö, T. Tirkkonen, A. Rane, L. L. Gustafsson, and B. Eiermann, "Sfinxla drug-drug interaction database designed for clinical decision support systems," *European journal of clinical pharmacology*, vol. 65, no. 6, pp. 627–633, 2009.
10. M. P. Pai, D. M. Graci, and G. W. Amsden, "Macrolide drug interactions: an update," *Annals of Pharmacotherapy*, vol. 34, no. 4, pp. 495–513, 2000.
11. J. Kuhlmann and W. Mück, "Clinical-pharmacological strategies to assess drug interaction potential during drug development," *Drug safety*, vol. 24, no. 10, pp. 715–725, 2001.
12. S. Preskorn and S. Werder, "Detrimental antidepressant drug–drug interactions: Are they clinically relevant?" *Neuropsychopharmacology*, vol. 31, no. 8, pp. 1605–1612, 2006.
13. D. Sridhar, S. Fakhraei, and L. Getoor, "A probabilistic approach for collective similarity-based drug–drug interaction prediction," *Bioinformatics*, vol. 32, no. 20, pp. 3175–3182, 2016.
14. S. Ekins and S. A. Wrighton, "Application of in silico approaches to predicting drug–drug interactions," *Journal of pharmacological and toxicological methods*, vol. 45, no. 1, pp. 65–69, 2001.
15. G. Jin, H. Zhao, X. Zhou, and S. T. Wong, "An enhanced petri-net model to predict synergistic effects of pairwise drug combinations from gene microarray data," *Bioinformatics*, vol. 27, no. 13, pp. i310–i316, 2011.

